

Verbindingstunnel van heekgarage - Enschede - Nederland

STRIP SQUARE+

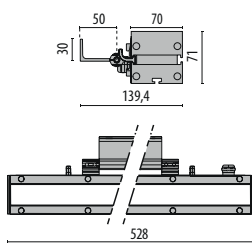


Scan the QR-code for the latest information

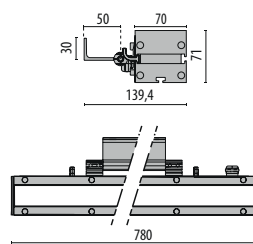
■ GR-11 / Anodised grey / Matt

Series of linear wall LED luminaires for indoor and outdoor, comprising:

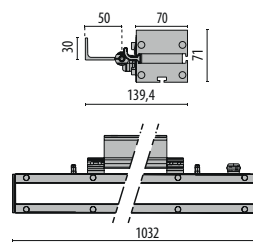
- Extruded anodised aluminium housing
- Toughened, glass diffuser, silk-screened on the inside
- Coated die-cast aluminium end caps
- Anti-ageing custom moulded silicone sealing gasket(s)
- Stainless steel locking hardware
- IP-rated external socket-plug fast connector (QUICK), complete with factory pre-wired cable
- Adjustable wall mounting bracket for directing the luminaire
- High heat-dissipating aluminium gear tray for increased inner components lifespan
- Built-in driver
- Static ON/OFF or dimmable DALI options available
- Light colour and brightness dimming adjustable via Tunable White control system
- Tunable White (TW) options for dynamic lighting schemes CCT transition from 2700K to 6500K - (DALI DT8)
- DMX signal generator for RGBW versions available (ordered separately)
- Photometric data measure according to UNI EN 13032-4 and IES LM-79-08



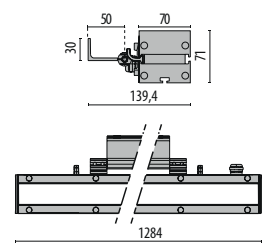
STRIP SQUARE+
528



STRIP SQUARE+
780

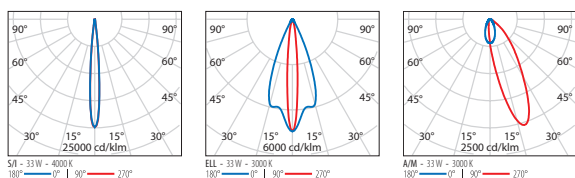


STRIP SQUARE+
1032



STRIP SQUARE+
1284

Identifying and classifying our optics



STRIP SQUARE+ 528

IP66 - IK10

LUMINAIRE WATTAGE (W)	CLASS	ENEC	CRI	KELVIN	OPTIC	BEAM ANGLE	LIGHTSOURCE LUMEN OUTPUT (lm)	LUMINAIRE LUMEN OUTPUT (lm)	COLOUR / FINISH	LENGTH (mm)	PART NUMBER
Power LED 220-240 V 50/60 Hz											
14	II	-	80	4000	C/I	-	2130	1519	■	528	3109272
14	II	-	80	4000	ELL	15°x45°	2130	1478	■	528	3109274
14	II	-	80	4000	ELL	40°x60°	2130	1478	■	528	3109276
14	II	-	80	4000	A18/M	-	2130	1468	■	528	3109278
14	II	-	80	3000	C/I	-	2000	1425	■	528	3109271
14	II	-	80	3000	ELL	15°x45°	2000	1384	■	528	3109273
14	II	-	80	3000	ELL	40°x60°	2000	1384	■	528	3109275
14	II	-	80	3000	A18/M	-	2000	1374	■	528	3109277
Power LED - dimmable DALI 220-240 V 50/60 Hz											
14	II	-	80	4000	C/I	-	2130	1519	■	528	3109304
14	II	-	80	4000	ELL	15°x45°	2130	1478	■	528	3109306
14	II	-	80	4000	ELL	40°x60°	2130	1478	■	528	3109308
14	II	-	80	4000	A18/M	-	2130	1468	■	528	3109310
14	II	-	80	3000	C/I	-	2000	1425	■	528	3109303
14	II	-	80	3000	ELL	15°x45°	2000	1384	■	528	3109305
14	II	-	80	3000	ELL	40°x60°	2000	1384	■	528	3109307
14	II	-	80	3000	A18/M	-	2000	1374	■	528	3109309
TunableWhite Power LED - dimmable DALI DT8 - 220-240 V 50/60 Hz											
16	II	-	80	tw 2700-6500	ELL	15°x45°	2216	1142	■	528	3109335



STRIP SQUARE+ 528 RGBW

IP66 - IK10


LUMINAIRE WATTAGE (W)	CLASS	ENEC	CRI	KELVIN	OPTIC	BEAM ANGLE	LIGHTSOURCE LUMEN OUTPUT (lm)	LUMINAIRE LUMEN OUTPUT (lm)	COLOUR / FINISH	LENGTH (mm)	PART NUMBER
RGBW LED											
15	III	-	80	rgbw 2700	ELL	15°x45°	1456	855	■	528	3109339



STRIP SQUARE+ 780

IP66 - IK10

LUMINAIRE WATTAGE (W)	CLASS	ENEC	CRI	KELVIN	OPTIC	BEAM ANGLE	LIGHTSOURCE LUMEN OUTPUT (lm)	LUMINAIRE LUMEN OUTPUT (lm)	COLOUR / FINISH	LENGTH (mm)	PART NUMBER
Power LED 220-240 V 50/60 Hz											
20.5	II	-	80	4000	C/I	-	3200	2216	■	780	3109280
20.5	II	-	80	4000	ELL	15°x45°	3200	2152	■	780	3109282
20.5	II	-	80	4000	ELL	40°x60°	3200	2152	■	780	3109284
20.5	II	-	80	4000	A18/M	-	3200	2136	■	780	3109286
20.5	II	-	80	3000	C/I	-	3000	2075	■	780	3109279
20.5	II	-	80	3000	ELL	15°x45°	3000	2015	■	780	3109281
20.5	II	-	80	3000	ELL	40°x60°	3000	2015	■	780	3109283
20.5	II	-	80	3000	A18/M	-	3000	2001	■	780	3109285
Power LED - dimmable DALI 220-240 V 50/60 Hz											
20.5	II	-	80	4000	C/I	-	3200	2216	■	780	3109312
20.5	II	-	80	4000	ELL	15°x45°	3200	2152	■	780	3109314
20.5	II	-	80	4000	ELL	40°x60°	3200	2152	■	780	3109316
20.5	II	-	80	4000	A18/M	-	3200	2136	■	780	3109318
20.5	II	-	80	3000	C/I	-	3000	2075	■	780	3109311
20.5	II	-	80	3000	ELL	15°x45°	3000	2015	■	780	3109313
20.5	II	-	80	3000	ELL	40°x60°	3000	2015	■	780	3109315
20.5	II	-	80	3000	A18/M	-	3000	2001	■	780	3109317
TunableWhite Power LED - dimmable DALI DT8 - 220-240 V 50/60 Hz											
22	II	-	80	tw 2700-6500	ELL	15°x45°	3324	1655	■	780	3109336



STRIP SQUARE+ 780 RGBW

IP66 - IK10

LUMINAIRE WATTAGE (W)	CLASS	ENEC	CRI	KELVIN	OPTIC	BEAM ANGLE	LIGHTSOURCE LUMEN OUTPUT (lm)	LUMINAIRE LUMEN OUTPUT (lm)	COLOUR / FINISH	LENGTH (mm)	PART NUMBER
RGBW LED											
21	III	-	80	rgbw 2700	ELL	15°x45°	2185	1174	■	780	3109340



STRIP SQUARE+ 1032

IP66 - IK10

LUMINAIRE WATTAGE (W)	CLASS	ENEC	CRI	KELVIN	OPTIC	BEAM ANGLE	LIGHTSOURCE LUMEN OUTPUT (lm)	LUMINAIRE LUMEN OUTPUT (lm)	COLOUR / FINISH	LENGTH (mm)	PART NUMBER	
Power LED 220-240 V 50/60 Hz												
26	II	-	80	4000	C/I	-	4260	2946	■	1032	3109288	-
26	II	-	80	4000	ELL	15°x45°	4260	2861	■	1032	3109290	-
26	II	-	80	4000	ELL	40°x60°	4260	2861	■	1032	3109292	-
26	II	-	80	4000	A18/M	-	4260	2841	■	1032	3109294	-
26	II	-	80	3000	C/I	-	4000	2759	■	1032	3109287	-
26	II	-	80	3000	ELL	15°x45°	4000	2680	■	1032	3109289	-
26	II	-	80	3000	ELL	40°x60°	4000	2680	■	1032	3109291	-
26	II	-	80	3000	A18/M	-	4000	2660	■	1032	3109293	-
Power LED - dimmable DALI 220-240 V 50/60 Hz												
26	II	-	80	4000	C/I	-	4260	2946	■	1032	3109320	-
26	II	-	80	4000	ELL	15°x45°	4260	2861	■	1032	3109322	-
26	II	-	80	4000	ELL	40°x60°	4260	2861	■	1032	3109324	-
26	II	-	80	4000	A18/M	-	4260	2841	■	1032	3109326	-
26	II	-	80	3000	C/I	-	4000	2759	■	1032	3109319	-
26	II	-	80	3000	ELL	15°x45°	4000	2680	■	1032	3109321	-
26	II	-	80	3000	ELL	40°x60°	4000	2680	■	1032	3109323	-
26	II	-	80	3000	A18/M	-	4000	2660	■	1032	3109325	-
TunableWhite Power LED - dimmable DALI DT8 - 220-240 V 50/60 Hz												
28	II	-	80	tw 2700-6500	ELL	15°x45°	4432	2252	■	1032	3109337	-



STRIP SQUARE+ 1032 RGBW

IP66 - IK10

LUMINAIRE WATTAGE (W)	CLASS	ENEC	CRI	KELVIN	OPTIC	BEAM ANGLE	LIGHTSOURCE LUMEN OUTPUT (lm)	LUMINAIRE LUMEN OUTPUT (lm)	COLOUR / FINISH	LENGTH (mm)	PART NUMBER	
RGBW LED												
27	III	-	80	rgbw 2700	ELL	15°x45°	2913	1624	■	1032	3109341	-



STRIP SQUARE+ 1284

IP66 - IK10

LUMINAIRE WATTAGE (W)	CLASS	ENEC	CRI	KELVIN	OPTIC	BEAM ANGLE	LIGHTSOURCE LUMEN OUTPUT (lm)	LUMINAIRE LUMEN OUTPUT (lm)	COLOUR / FINISH	LENGTH (mm)	PART NUMBER	
Power LED 220-240 V 50/60 Hz												
33	II	-	80	4000	C/I	-	5400	3681	■	1284	3109296	-
33	II	-	80	4000	ELL	15°x45°	5400	3575	■	1284	3109298	-
33	II	-	80	4000	ELL	40°x60°	5400	3575	■	1284	3109300	-
33	II	-	80	4000	A18/M	-	5400	3549	■	1284	3109302	-
33	II	-	80	3000	C/I	-	5000	3447	■	1284	3109295	-
33	II	-	80	3000	ELL	15°x45°	5000	3348	■	1284	3109297	-
33	II	-	80	3000	ELL	40°x60°	5000	3348	■	1284	3109299	-
33	II	-	80	3000	A18/M	-	5000	3324	■	1284	3109301	-
Power LED - dimmable DALI 220-240 V 50/60 Hz												
33	II	-	80	4000	C/I	-	5400	3681	■	1284	3109328	-
33	II	-	80	4000	ELL	15°x45°	5400	3575	■	1284	3109330	-
33	II	-	80	4000	ELL	40°x60°	5400	3575	■	1284	3109332	-
33	II	-	80	4000	A18/M	-	5400	3549	■	1284	3109334	-
33	II	-	80	3000	C/I	-	5000	3447	■	1284	3109327	-
33	II	-	80	3000	ELL	15°x45°	5000	3348	■	1284	3109329	-
33	II	-	80	3000	ELL	40°x60°	5000	3348	■	1284	3109331	-
33	II	-	80	3000	A18/M	-	5000	3324	■	1284	3109333	-
TunableWhite Power LED - dimmable DALI DT8 - 220-240 V 50/60 Hz												
35	II	-	80	tw 2700-6500	ELL	15°x45°	5540	2867	■	1284	3109338	-



STRIP SQUARE+ 1284 RGBW

IP66 - IK10

LUMINAIRE WATTAGE (W)	CLASS	ENEC	CRI	KELVIN	OPTIC	BEAM ANGLE	LIGHTSOURCE LUMEN OUTPUT (lm)	LUMINAIRE LUMEN OUTPUT (lm)	COLOUR / FINISH	LENGTH (mm)	PART NUMBER	
RGBW LED												
32	III	-	80	rgbw 2700	ELL	15°x45°	3209	1965	■	1284	3109342	-



Control gear

DESCRIPTION	COLOR	PART NUMBER	
STRIP SQUARE+			
Driver - CV 100 W - 48 V kit		310950	-
Driver - CV 500 W - 48 V kit		310951	-
STRIP SQUARE+ RGBW / STRIP SQUARE+ TUNABLE WHITE			
Controller DMX touch white		3117844	-
Controller DMX touch black		3117845	-



310950



310951

Optional accessories

DESCRIPTION	COLOR	PART NUMBER	
STRIP SQUARE+			
Connector 4 way IP68		3114174	-
Connection Kit Y 3-way Ø 7-10.5 mm IP68		310496	-
Connection Kit Y 3-way Ø 14-17 mm IP68		310495	-



3114174



310495
310496